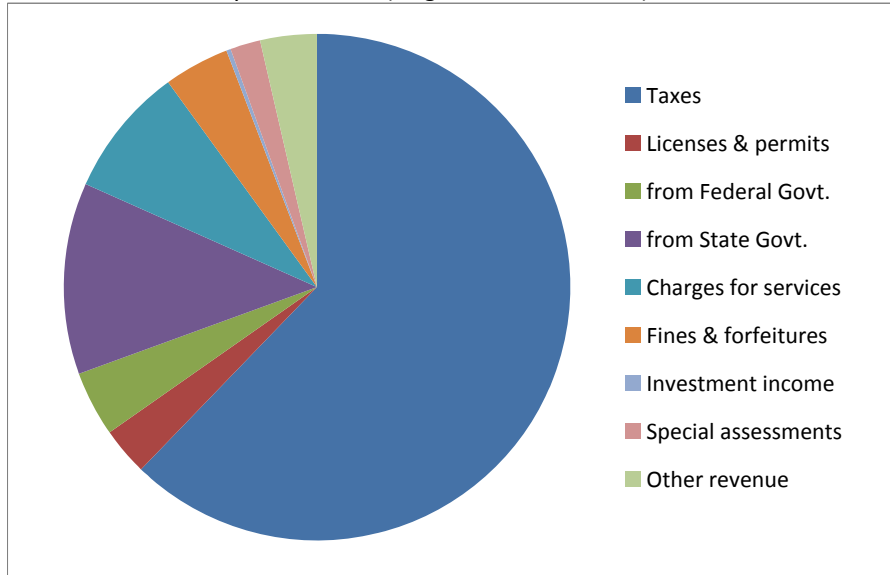


CITIZENS' GUIDE TO LOCAL UNIT FINANCES - Waterford Township

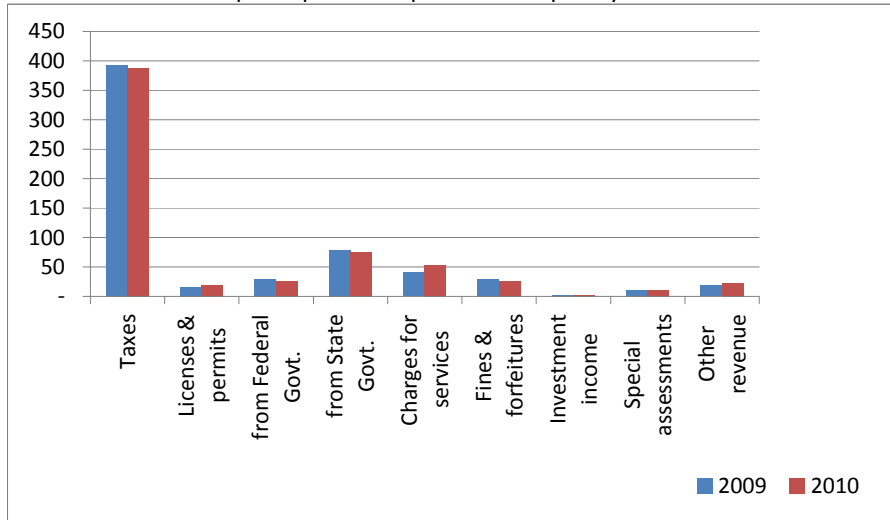
1. Where our money comes from (all governmental funds)



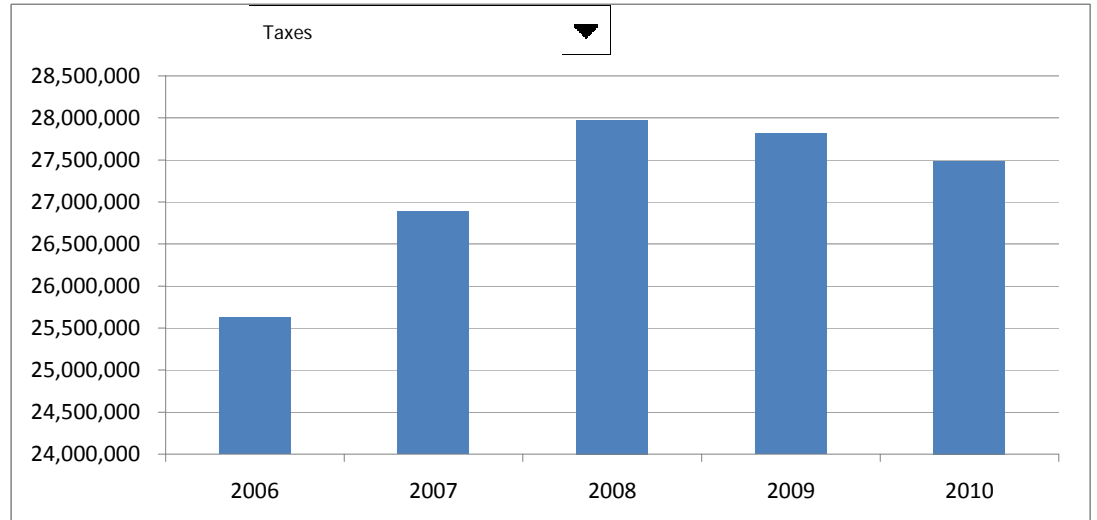
2. Compared to the prior year

	2009	2010	% change
Taxes	\$ 27,816,321	\$ 27,487,340	-1%
Licenses & permits	1,164,144	1,366,130	0
from Federal Govt.	2,109,073	1,850,935	(0)
from State Govt.	5,551,761	5,327,007	-4%
Charges for services	2,900,239	3,715,399	28%
Fines & forfeitures	2,120,660	1,792,007	-15%
Interest & rent	198,693	142,674	-28%
Other revenue	1,291,778	1,647,590	28%
Net interfund transfers	-	-	n/a
Sale of debt or assets	-	-	n/a
Total	\$ 43,152,669	\$ 43,329,082	0%

3. Revenue sources per capita - compared to the prior year



4. Historical trends of individual sources

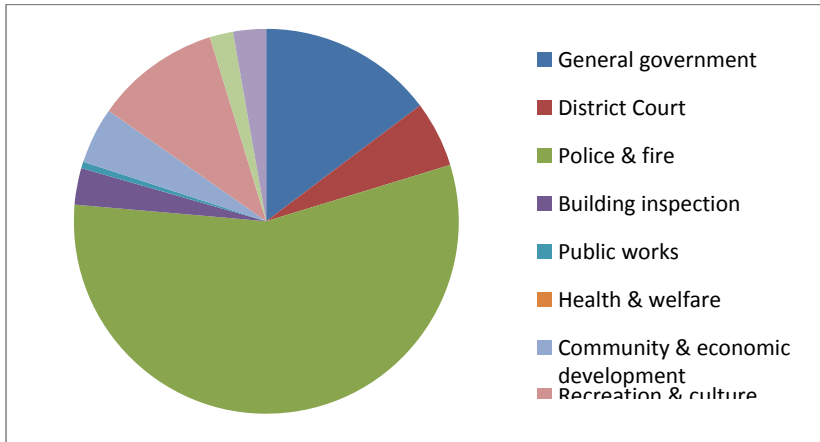


Commentary:

CITIZENS' GUIDE TO LOCAL UNIT FINANCES - Waterford Township

EXPENDITURES

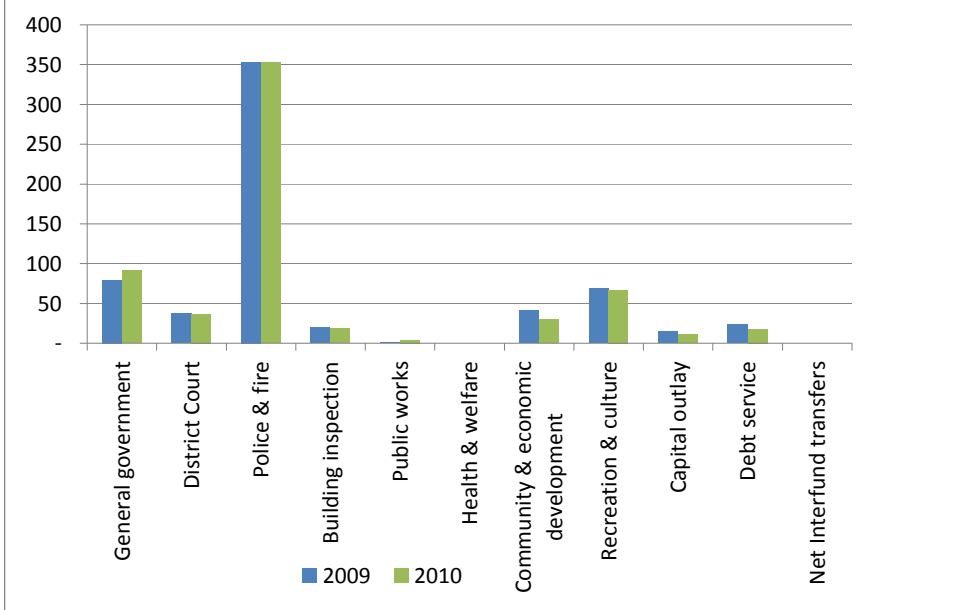
1. Where we spend our money (all governmental funds)



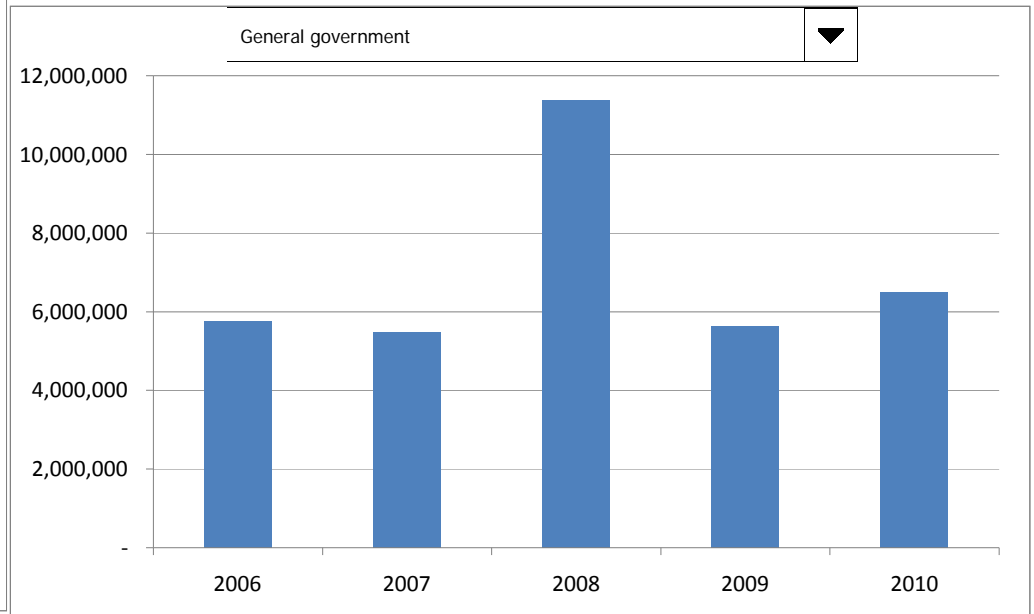
2. Compared to the prior year

	2009	2010	% change
General government	\$ 5,627,024	\$ 6,490,497	15%
Police & fire	25,005,456	24,958,675	0%
Building inspections	1,403,753	1,311,707	-7%
Public works	43,954	269,934	514%
Health & welfare	-	-	n/a
Community & economic developr	2,919,236	2,117,054	-27%
Recreation & culture	4,858,451	4,722,679	-3%
Capital outlay	1,055,415	808,788	-23%
Debt service	1,638,115	1,246,282	-24%
Interfund transfers (net)	-	-	n/a
Extraordinary/ Special items	-	-	n/a

3. Spending per capita - compared to the prior year



4. Historical trends of individual departments:

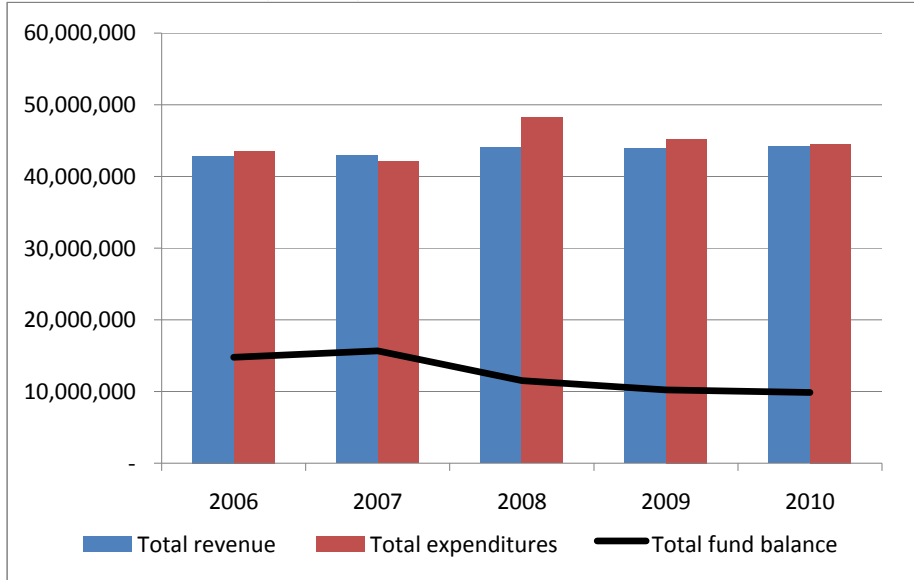


Commentary:

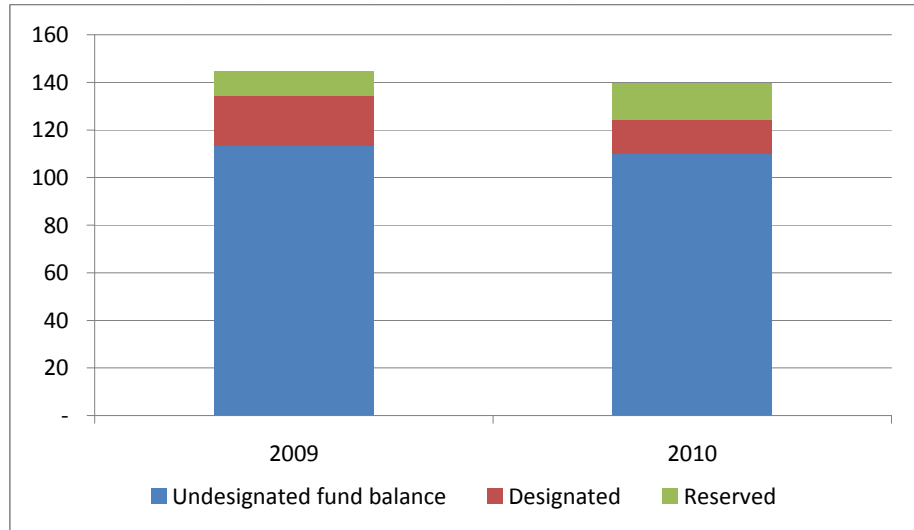
For more information on our Township's finances, contact Barbara Miller at bmiller@twp.waterford.mi.us

CITIZENS' GUIDE TO LOCAL UNIT FINANCES - Waterford Township

1. How have we managed our governmental fund resources (fund balance)?



3. Fund balance per capita - compared to the prior year

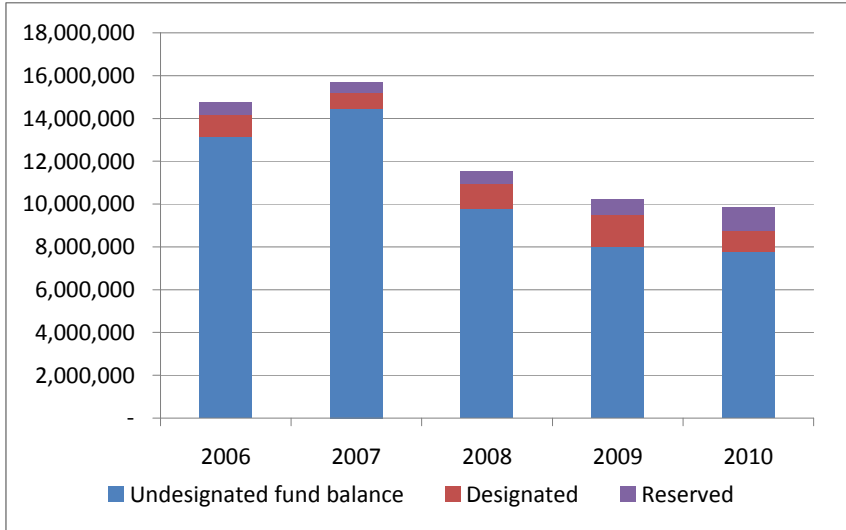


FINANCIAL POSITION

2. Compared to the prior year

	2009	2010	% change
Revenue	43,901,374	44,137,165	1%
Expenditures	45,201,194	44,505,683	-2%
Surplus (shortfall)	(1,299,820)	(368,518)	-72%
Fund balance, by component:			
Reserved	738,941	1,085,061	47%
Designated	1,467,994	1,001,294	-32%
Undesignated	8,023,520	7,775,582	-3%
total fund balance	10,230,455	9,861,937	-4%

4. Historical trends of individual components



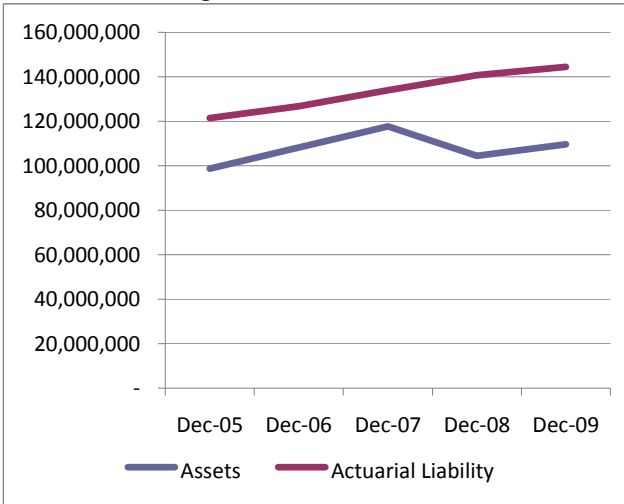
Commentary:

For more information on our Township's finances, contact Barbara Miller at bmiller@twp.waterford.mi.us

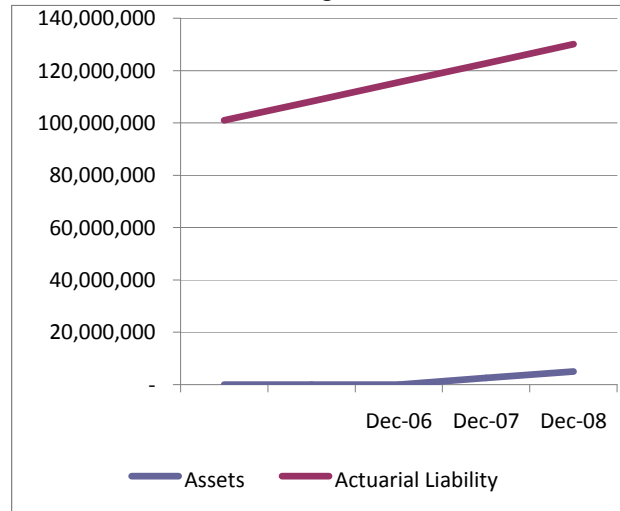
CITIZENS' GUIDE TO LOCAL UNIT FINANCES - Waterford Township

OTHER LONG TERM OBLIGATIONS

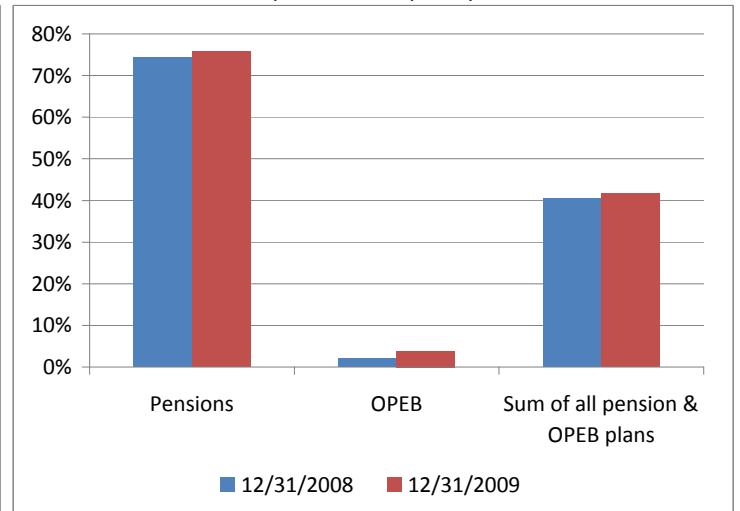
1. Pension funding status



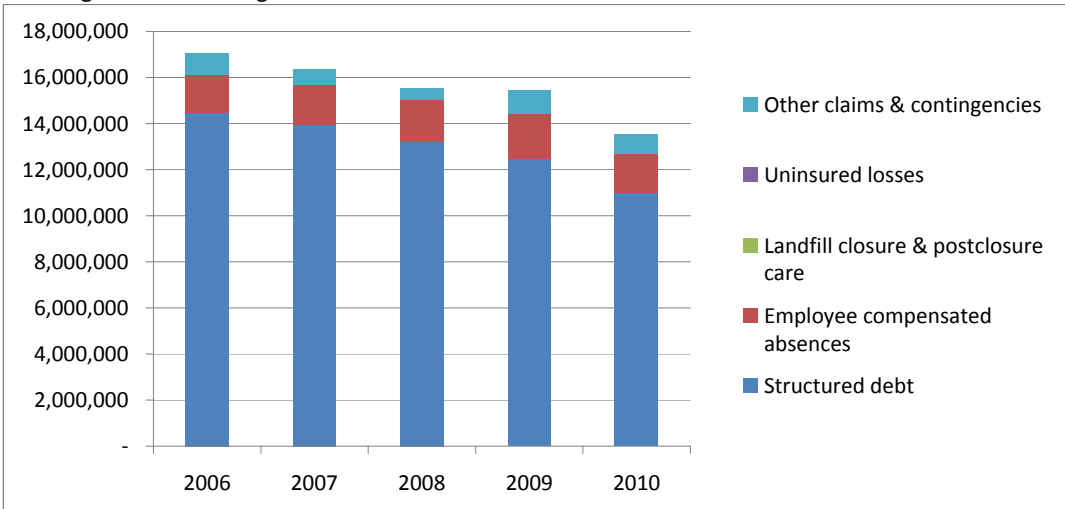
2. Retiree Health care funding status



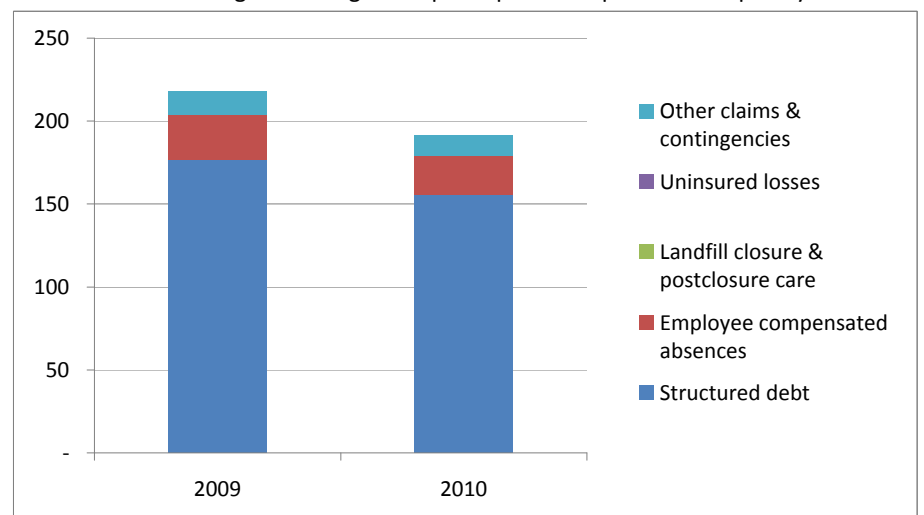
3. Percent funded - compared to the prior year



4. Long Term Debt obligations:



5. Debt & other long term obligations per capita - compared to the prior year



Commentary:

For more information on our Township's finances, contact Barbara Miller at bmiller@twp.waterford.mi.us